



Welcome to

DRIBL

Coach & Manager
Training

Topics Covered

DRIBL


- [DRIBL platform access methods](#)
- [Public Access to DRIBL](#)
- [How to access DRIBL as a Coach & Manager](#)
- [Coach & Manager Dribl Web Admin functions](#)
- [Check Match Sheet Availability](#)
- [Team Reporters & Team Recorder access](#)
- [DRIBL App functions](#)
- [The Match Sheet](#)
- [Match Day Team Sheet Selections](#)
- [Match Sheet Submit & Confirm Process](#)
- [Non-Accredited Referee](#)
- [Match Event Data – View or Enter](#)
- [Forfeit Requests](#)
- [Disputes](#)
- [Offence Cards & Bans](#)
- [Trial Matches](#)
- [Guest Players](#)
- [Backup](#)
- [DRIBL Help Centre](#)
- [Support - Personal ticket portal](#)



DRIBL

DRIBL is a fully integrated online digital platform that has been purpose built **For Football** by people passionate about football.

How to guides

- Throughout this presentation, you will find the  icon
- This icon represents a supporting detailed Dribl Help Centre article is available that further explains how to perform the task covered.



DRIBL platform access methods

DRIBL

2 primary methods for Coaches & Managers to access the Dribl Platform: Via PC (Desktop/Laptop) or Mobile Device

Dribl Platform	Devices	Method	Purpose
DRIBL Web admin	PC (Desktop/Laptop)	https://app.dribl.com	Detailed administrative tasks
DRIBL Mobile App	Mobile Devices	DRIBL App via Apple or Google Play store	Tasks that need to be performed whilst 'on the go'

Download the **Dribl** app via the app store relevant to your mobile device



Public Access to *DRIBL*

DRIBL



Fixtures

Results

Ladders

Stats

Clubs

Grounds

Season
2026



Competition
All Competitions



League
All Leagues



Club
All Clubs



Round
All Rounds



Ground
All Grounds



2026

Upcoming Fixtures

× Clear Filters

The General public (Non-Dribl Admins) can access all FV Fixtures, Ladders & Results via the Dribl App or via the Web. Access methods below:

FV Public Match Centre: fv.dribl.com

Dribl App: Apple or Google Play store

- Players: Create Dribl account, use same email address as registration (**after PF approved**)
- Parents: Create their own Dribl account, then can [link their child](#)
- Supporters: Friends, family, team supporters etc can use any email for Dribl account

***DRIBL* account access as Coach or Manager**

- Register as a coach or manager via the Play Football registration system.
- Your **club admin** will then need to perform a series of [Club Member Setup Steps](#) such as approve your registration, map you to your team and confirm all requirements have been met for you to be made match sheet available.
- Once the above steps have been completed, your club admin will either:
 1. Send you a [Dribl Account activation email](#). Click on the link in this email to setup your Dribl account password.
 2. Communicate that you can now create a Dribl Account using the same email you registered with in Play Football.

****Coaches & Managers - Please wait to receive communication from your club admin before logging into Dribl for the first time. This will improve the likelihood of you logging in with the appropriate match sheet access.**

Once your Dribl account is created, you will use the same Username & Password to access both Dribl web admin and the Dribl mobile app.



DRIBL Web Admin Function launch options

Where to start?! For the majority of tasks that you will perform in Dribl web admin (PC), the steps will generally commence by launching the relevant function via 1 of the below 2 methods:

Function launch options

- 1 Menu bar
- 2 Overview screen

The screenshot displays the DRIBL Web Admin interface. A red box labeled '1' highlights the menu bar at the top, which contains the following items: Overview, Members, Match Sheets, Results, Events, Exports, Reports, Emails, and Recorder. Below the menu bar, a red box labeled '2' highlights the overview screen, which features a grid of icons for various functions: Emails, Events, Exports, Match Sheets, Members, Recorder, Reports, Results, Print Team Cards, and Print Match Sheet Template. The 'Overview' menu item is currently selected, and the 'Overview' icon in the overview screen is also highlighted.

Coach & Manager Functions – **DRIBL** Web Admin



Emails



Events



Exports



Match Sheets



Members



Recorder



Reports



Results



Print Team Cards



Print Match Sheet Template

Emails: View a copy of all emails that you have sent to members of your team

Events: View all fixtures for your team

Exports: Repository of all exports you have generated in Dribl web admin, with option to Download

Match Sheets: View and manage the digital match sheet for each match your team is involved in

Members: View the member details for each member of your team

Recorder: View and record scores for your team

Reports: Repository of all reports you have generated in Dribl web admin, with option to Download

Results: View results for each match your team is involved in

Print Team Cards: Generate a PDF containing all team members ID Cards to print (for backup purposes)

Print Match Sheet Template: Generate a PDF Match Sheet Template, pre-populated with the names, jersey numbers & FFA numbers for each member of your team to print (for backup purposes)

Check Members Match Sheet Availability

The Dribl platform provides an additional layer of security that allows final checks be performed by FV competition administrators, prior to making a member match sheet available (available for selection on the match sheet).

Such final checks for approval may include:


Check of player eligibility and registration windows, required coaching or referee certification, checks for Active working with children accreditation etc.



Prior to much day:

[Check if team members are match sheet available](#)


If a member is not match sheet available and you believe that they should be, please contact your club administrator.



Team Reporter & Team Recorder Access



Team reporters and Team recorders can make team selections and specify match scores

Dribl Role	Access
Team Reporter	Make team selections for each match day
Team Recorder	Specify final score as the home or away team



By default, all members that are mapped to a team as Coach or Manager, are **automatically** provided with Team Reporter & Team Recorder Dribl access.

How to check which members have Team Reporter and/or Team Recorder access

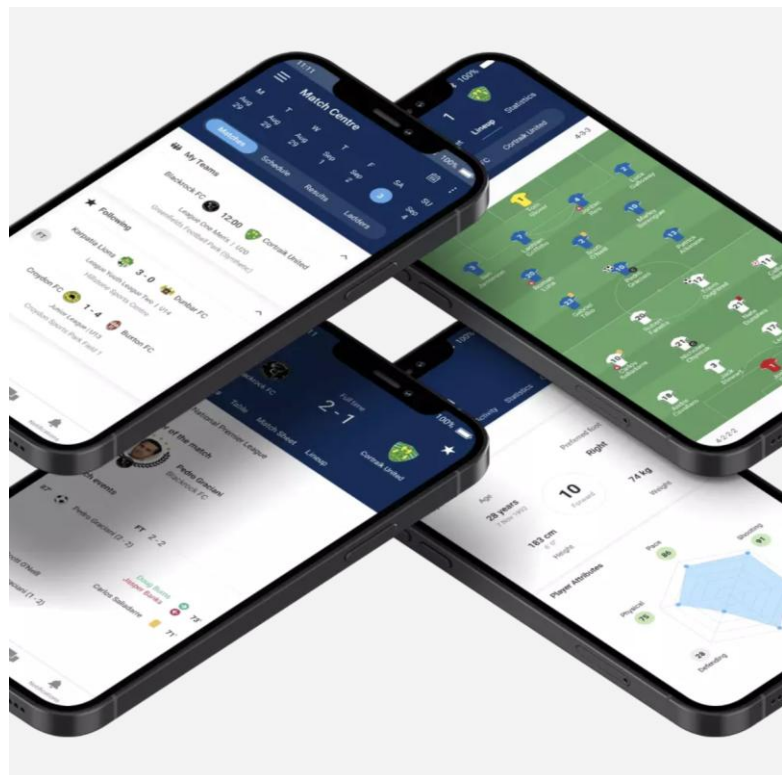
Select the **Members** function, find the member, under the **role** column if they have this access, they will have a **TR**  (Team Recorder) and/or **RT**  (Team Reporter) icon next to their name.

Any approved registered club member can be assigned the Team Reporter and/or Team Recorder Dribl access roles. If you would like to add any additional members with this access, please contact your club administrator.

DRIBL App Functions



With the **DRIBL** App Coaches and Managers can perform a wide range of match day tasks including:



Make Team selections	Borrow players	Set Jersey numbers
Specify Captain	Specify Goalkeeper(s)	Specify Formation
Submit your team selections	Confirm opposition team selections	Add Officials to matchsheet
Raise a Forfeit Request	Raise a Dispute	Specify or View match Score
View match data ie cards, subs, goals	View no of Referees assigned to match	Verify referee attendace

Pre Game



Home Team

- Home team submitted
- Home team confirmed



Away Team

- Away team submitted
- Away team confirmed



Referees

- 0 referees allocated



Officials

- 0 officials allocated



Contacts

- View coaches and managers contact details

The Match Sheet

DRIBL provides a fully digital match sheet (replacing paper match sheets). This is accessible via both Dribl web admin & the Dribl App.

The match sheet needs to be completed each match day predominately by the team Coach or Team Manager (who has **Team Reporter / Team Recorder** Dribl access)



[Match Sheet Introduction](#)

Match Day Team Sheet Selections

Each match day, the team Coach or Team Manager needs to make their team selections via the Dribl digital match sheet prior to kick off.

Note: Team selections can be prepared days before kick off and then left to closer to kick off prior to submission (recommended approach).

FV will provide specific cut off times for each respective FV competition.



[Team submission task order](#)



Match Sheet Submit & Confirm Process

Once you have made all your team selections for the given match day, a 2-step process commences prior to kick off

1. [Submit Your Team Selections](#)

- Match Officials (referees) and the Opposition can now review your team selections
- Your team selections are now submitted
- If opposition does NOT confirm, you can [Unsubmit your team selections](#), change and re-submit
- If opposition DOES confirm, your team is locked and cannot be changed, unless the opposition or match official (referee) unconfirms your team selections

2. [Confirm opposition team selections](#)

- Available when your opposition has submitted their team selections. As the opposing team you can now review and validate the opposing team selections and/or perform any ID checks if required.
- You have the option to [Unconfirm the opposition team selections](#) if your opposition requires to make any late changes, you can then review the changes and re-confirm.



Non-Accredited Referee

In situations where an official accredited referee has not been assigned to a match, the home team coach or manager who has the Dribl access role 'Team Reporter' can add a **Non-Accredited Referee** to the match sheet.

Adding a Non-Accredited Referee allows you to:

- A) Specify the name of the person who officiated the match
- B) Allow for entry of post match data including Cards, Goal Scorers, Substitutions & Score entry



[How to add a non-accredited referee](#)



Match Event Data – View or Enter

Depending if an accredited referee has / has not officiated the match, will determine if Coach & Managers can view or add match event data to the match sheet such as Cards, Goal Scorers, Substitutions & Score entry.

*Reminder: If there is no official referee, [A non-accredited referee must first be added](#) to the officials list by the home team in order to add match data.

The below table provides support article links for how to either view or add match data:

As Coach or Manager: VIEW	As the non-accredited referee role: ADD
Cards	Cards
Goal Scorers	Goal Scorers
Substitutions	Substitutions
Score	Score entry

The screenshot shows the 'Match Sheet' tab selected in a dark blue navigation bar. Below the navigation bar, the 'Game' section is visible, listing several match statistics with icons and right-pointing arrows:

- Cards:** 0 cards entered
- Goals:** 0 goals entered
- Penalty Shootout:** No penalties recorded
- Score:** Recorder scores not finalised, No referee scores entered
- Substitutes:** 0 substitutes entered

Forfeit Requests

The Dribl platform provides the functionality to raise a forfeit request if required.

FV will advise the cut off times of when a forfeit request can be raised prior to the scheduled kick off time within the Dribl platform.



[How to raise a forfeit request](#)



Disputes

Coaches & Managers can raise a dispute via the Dribl Platform if they believe that an error has been made on match day.

FV will advise the cut off times of when a dispute can be raised post the scheduled kick off time.



[How to raise a dispute](#)

Trial / Friendly Matches

When can I start using Dribl on match day?
ASAP!

Trial matches are the perfect way to confirm if your Dribl access is setup correctly and to start putting into practice match day processes prior to the regular season commencing.



[Process to use Dribl for Trial Matches](#)



Guest Players

In order to complete the match sheet with your team selections for trial matches, you may need to select a combination of players that have registered + 'Guest Players'.

Guest Players may be players who have not registered yet, or players that are trialing for your team.

Note: The Guest Player function will not be available during the season



[How to add guest players](#)



Offence Cards & Bans

As a coach or manager, you may want to see how many offences (Yellow card, Red card or Temporary Dismissals) have been issued to each of your team members.

You may also want to see details of any bans that have been applied to your team members.






[View offences & bans assigned to your team members](#)


Backup

Dribl is a fully integrated online platform, as such just like any global online platform there may be the odd occasion where the system may be inaccessible for a period of time, prohibiting access to the platform.

To prepare for the possibility of such a scenario and to ensure matches can still kick off as scheduled, it is important for all team coaches & managers to be prepared with the following backup material:

-  [Match sheet generator](#)
-  [ID Card generator](#)
-  [Typical matchday backup procedure](#)

*FV to confirm local timings and backup procedure


Dribl Football Association

Match won by:


To be printed and completed in blue or black and not using ink jet printer or water soluble pens.
 To reach DFA: Unit 4, 9 Fitzpatrick Street, Revesby, NSW 2212
 Refer to the association By-Laws for team sheet delivery timelines.

Ground:	Time:	Grade/Div:	Round:
Match Day Supervisor's Name:		Date:	

Home Team:	<input type="text"/>
Ground Official's Signature:	<input type="text"/>

Shirt No.	Reg. No.	Player Registered with Team (Dribl Athletic)	Start Y/N	Goal	YC	RC
		Alcaraz, Charly				
		Armstrong, Harrison				
		Aznou, Adam				
		Barry, Thierno				
		Betuncal, Norberto				

DRIBL ROVERS FC




LIONEL MESSI

Date of birth: 18/09/1997

Reg. / FFA Number: DRIBLOPP003


Age Group / Division: AAM/01

Player



22

DRIBL ROVERS FC




KEVIN DE BRUYNE

Date of birth: 18/09/1997

Reg. / FFA Number: DRIBLOPP005


Age Group / Division: AAM/01

Player



22

DRIBL ROVERS FC




ROY KENT

Date of birth: 18/09/1997

Reg. / FFA Number: DRIBLOPP002


Age Group / Division: AAM/01

Player



22

DRIBL ROVERS FC




JOSE MOURINHO

Date of birth: 18/09/1997

Reg. / FFA Number: DRIBLOPP014

Age Group / Division: AAM/01

Coach



22

DRIBL Help Centre

The Dribl Help Centre:
help.dribl.com

Is a publicly accessible Knowledge Base with 'How To' articles and videos on how to perform the most common tasks in Dribl.

[Coaches and Managers](#) can find relevant support articles under the 'Team Officials' tile in the Dribl Help Centre.

The screenshot shows the Dribl Knowledge Base interface. At the top left is the DRIBL logo. To its right are navigation links for 'Home' and 'Knowledge Base' with a dropdown arrow. Further right is a search icon and a 'Log In' button with a right-pointing arrow. Below the navigation is the heading 'Browse Knowledge Base' and the subtext 'Get Dribling faster - learn the ins and outs based on your role'. The main content area features six role-based tiles arranged in a 2x3 grid. The top-left tile, 'Team Official', is highlighted with a red border. Each tile contains an icon, a role title, and a brief description of the role's responsibilities.

Role	Description
Team Official	Coach, Manager or Support team operations.
Match Official	Oversee the rules, conduct, and administration of a match.
Participant	Players, Parents, Volunteers and Supporters.
Club Administrator	Manage club administration and operations.
League Administrator	Oversee administration and governance of competitions.
Referee Administrator	Oversee appointments or support match official operations.

Support - Personal ticket portal

Cannot find the answer you are looking for or require technical support? Submit a request via the your Personal Dribl Support ticket portal.

help.dribl.com

When creating your first support ticket, you will need to create your own support portal account.

*Note: Your support account and Dribl system account are **2 unique accounts and are not linked in any way**. You can however use the same email address for both accounts if you would like to.

DRIBL

Home

Knowledge Base

Submit a Request

My Requests

🔍

⚙️

PH



Submit a Request

Select one of the support options below to create a new ticket and we'll have you Dribbling in no time!

My Requests

General



Technical Support

I am experiencing a technical issue



Bug or Software Issue

I would like to report a bug or software issue



How To

I require some guidance on how to perform a task in Dribl



Suggest An Improvement

I have a suggestion that could help improve the Dribl platform

DRIBL

