

# DRIBL USER GUIDE

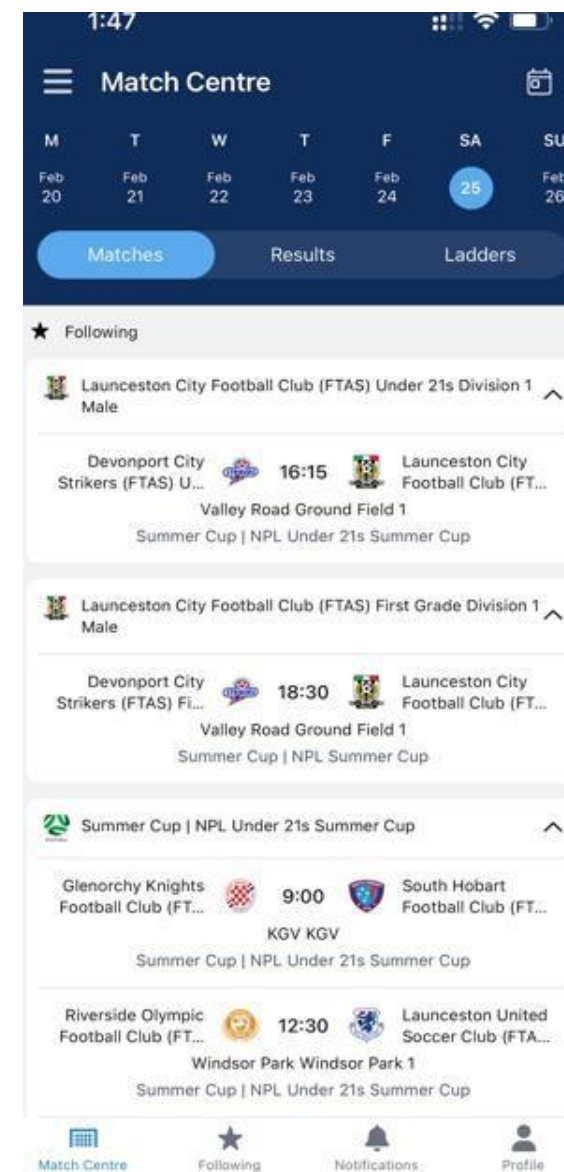
**TEAM MANAGERS GUIDE**



FOOTBALL  
**VICTORIA**

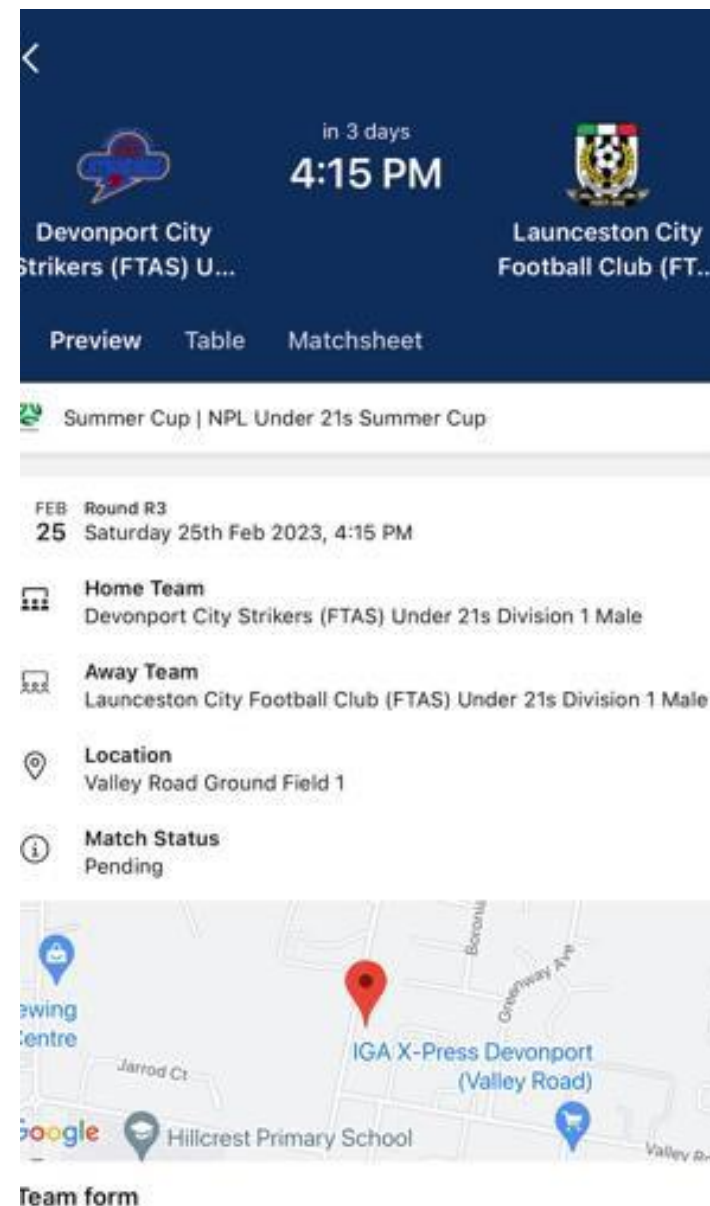
# WHERE TO FIND YOUR MATCH

- Open the Dribl App
- Once you are assigned to a team, all matches scheduled on a particular day for your team will appear in the **MATCHES** list for the specified date you have clicked on.
- To change the date, slide across to the relevant date your game is scheduled for.



# MATCH DETAILS

- Once you click into your match for the weekend, you will see the match preview page which will provide you with the details of your match including:
  - Date
  - Time
  - Location



in 3 days  
**4:15 PM**

Devonport City Strikers (FTAS) U...  
Launceston City Football Club (FT...)

Preview Table Matchsheet

Summer Cup | NPL Under 21s Summer Cup

FEB Round R3  
**25** Saturday 25th Feb 2023, 4:15 PM

**Home Team**  
Devonport City Strikers (FTAS) Under 21s Division 1 Male

**Away Team**  
Launceston City Football Club (FTAS) Under 21s Division 1 Male

**Location**  
Valley Road Ground Field 1

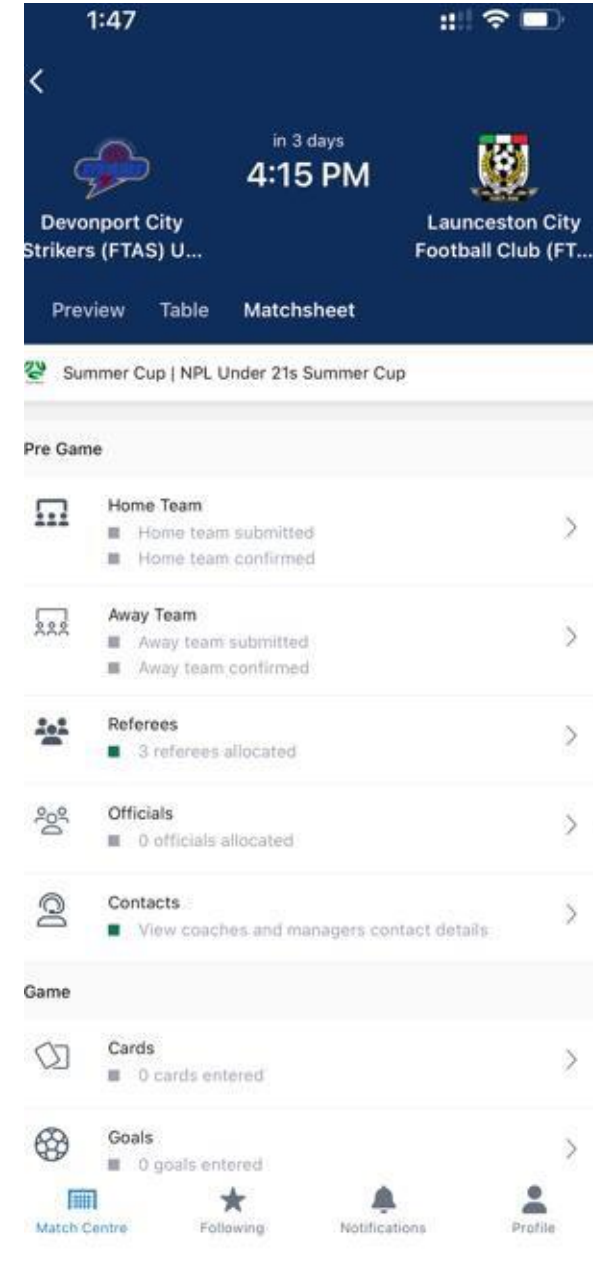
**Match Status**  
Pending

IGA X-Press Devonport (Valley Road)

Team form

# MATCH SHEETS

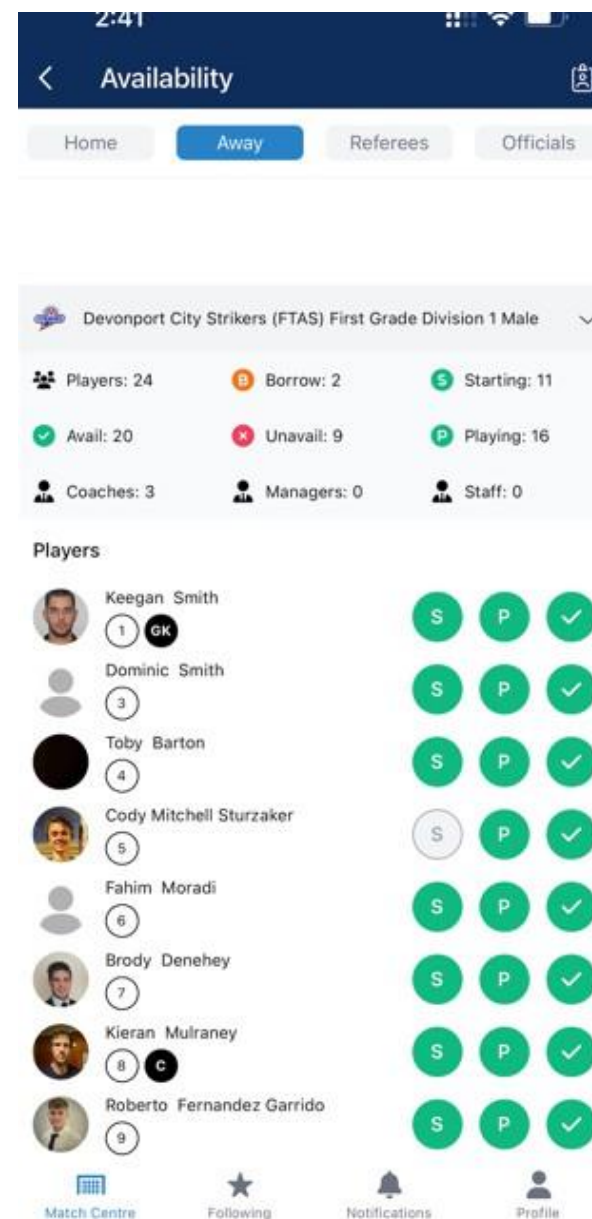
- To complete your Match Sheet, you must click the Match Sheet button under the club names
- When you have entered the Match Sheet section, you will see multiple sections to be completed. A home team manager must do two things:
  - Submit Match Sheet
  - Confirm Oppositions Match Sheet
- On this page, you can also see who your allocated referees are, once they have checked into a game.
- To begin the process of selecting your team you must click either the Home Team section or Away Team section.



# MATCH SHEETS

Once you are in your teams list, you will have the ability to view all players who are match sheet ready for this game – this will be all players who have been mapped to your team by the Club Administrator.

It will also list how many staff you have available for your match.



The screenshot shows the 'Availability' screen for the team 'Devonport City Strikers (FTAS) First Grade Division 1 Male'. The screen displays the following statistics:

- Players: 24
- Borrow: 2
- Starting: 11
- Avail: 20
- Unavail: 9
- Playing: 16
- Coaches: 3
- Managers: 0
- Staff: 0

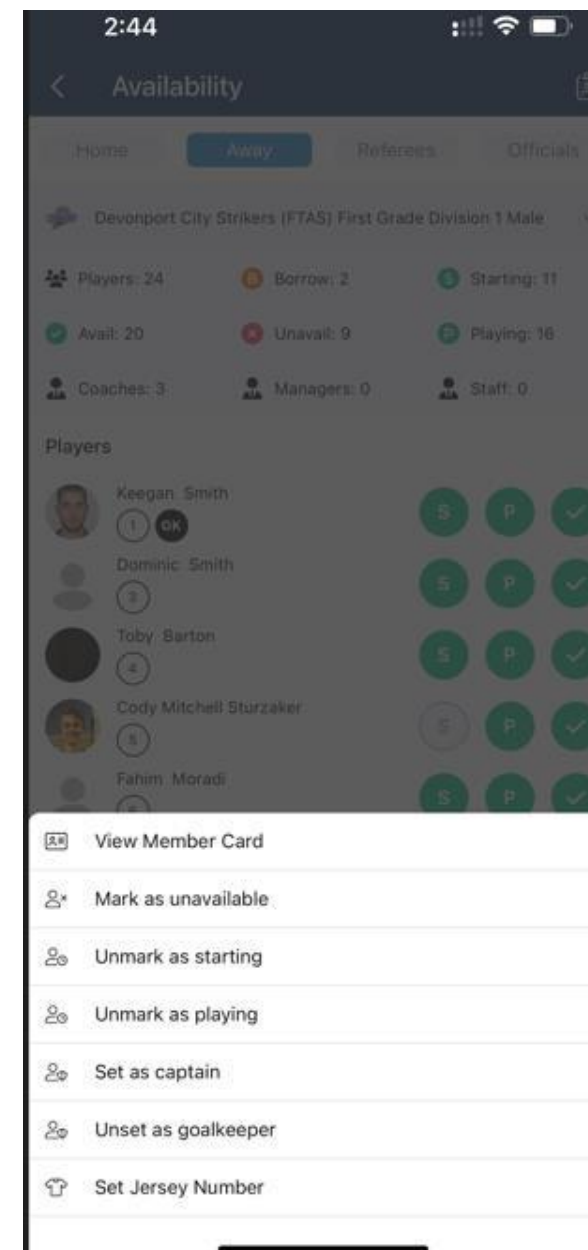
The 'Players' section lists the following players with their availability status (S, P, or ✓):

Player Name	Availability
Keegan Smith (1 GK)	S, P, ✓
Dominic Smith (3)	S, P, ✓
Toby Barton (4)	S, P, ✓
Cody Mitchell Sturzaker (5)	S, P, ✓
Fahim Moradi (6)	S, P, ✓
Brody Denehey (7)	S, P, ✓
Kieran Mulraney (8 C)	S, P, ✓
Roberto Fernandez Garrido (9)	S, P, ✓

The bottom navigation bar includes icons for Match Centre, Following, Notifications, and Profile.

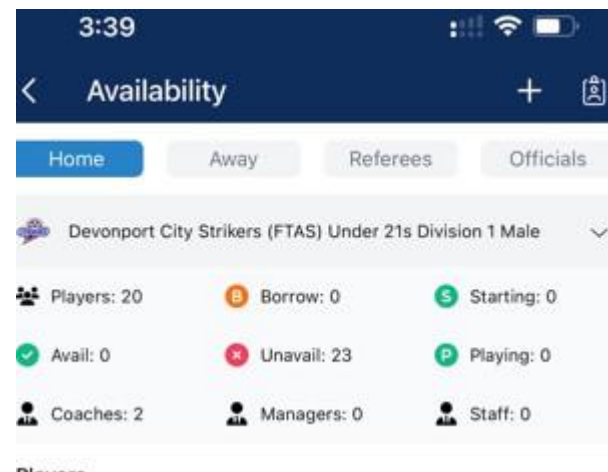
# MATCH SHEETS

- Before you can name your starting team and bench players, you must give each player a kit number, as well as set your Goalkeeper & Captain.
- To do this, you must touch the players name, to bring up the window shown – you can also set whether they are in the starting team within this window.



# BORROWING PLAYERS

- If you need to BORROW a player for the weekend, who has been mapped to an alternative team, you must press the + symbol in the top right-hand corner.
- This will give you the option to borrow a player, a coach, or a staff member registered to your Club (physio etc)



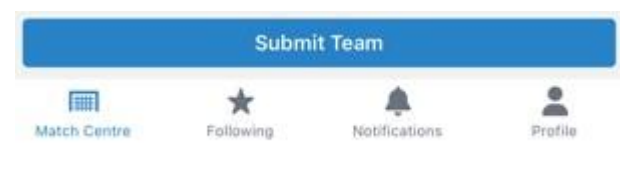
# TEAM SELECTION

- Once you have completed your player kit numbers and assigned a captain & goalkeeper, you must confirm you have the correct number of starting players (S) and maximum playing numbers including bench players (P) for the relevant competition.
- All players who will be named on the sheet must have a green tick, and either P for playing, or S&P for starting.



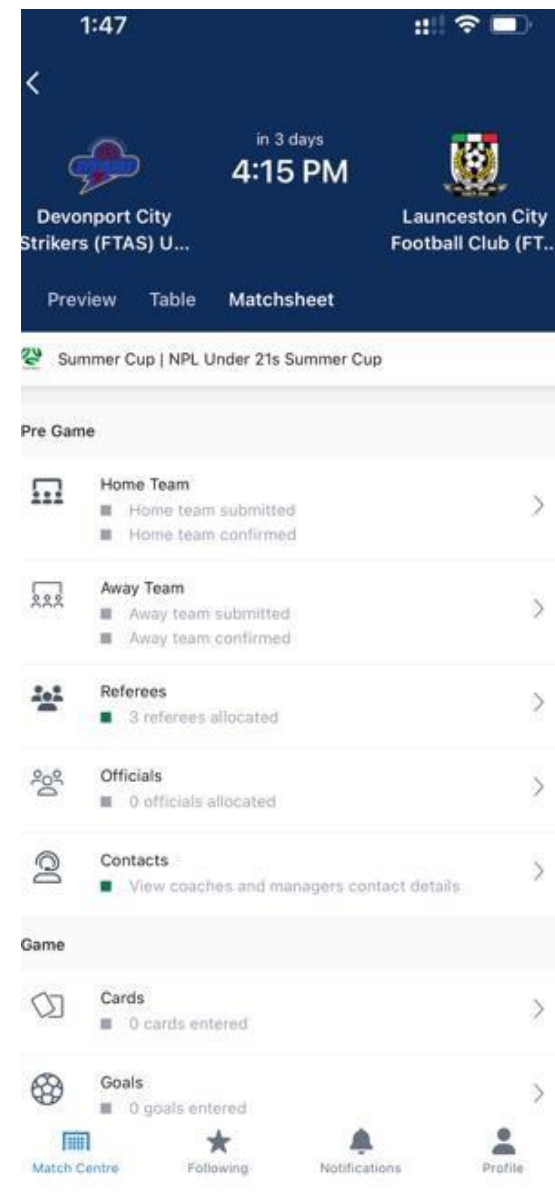
# SUBMITTING YOUR MATCH SHEET

- To submit your team – please press the blue “Submit Team” button at the bottom of the page on your phone.
- It is a requirement that all teams are submitted prior to kick off.



# CONFIRMING YOUR OPPOSITIONS MATCH SHEET

- To confirm your oppositions match sheet, you must return to the Match Sheet overview page and enter the opposing teams team submission.
- View the opposition match sheet and to confirm the match sheet, scroll to the bottom and press the “Confirm Team” button.
- Please note it is a requirement to confirm the opposing teams match sheet before kick off.



# WHERE TO GO FOR HELP?

- Your Club Administrator
  - Each club should have at least one person who has completed additional training in DRIBL and will be able to assist you.
- FV Competitions
  - If your club administrator cannot assist you on game day, please contact the FV Competitions Weekend Lines:
    - Advanced & Regional Competitions: **0422 527 354**
    - Metropolitan Community Competitions: **0400 028 335**
- DRIBL Support Mon – Fri 9am-5pm
- 1300 037 425
- Live Chat on website [www.dribl.com.au](http://www.dribl.com.au)