



FOOTBALL VICTORIA MINIROOS GUIDELINES



**FOOTBALL
VICTORIA**

CONTENTS

| | |
|---|-----------|
| INTRODUCTION | 3 |
| NATIONAL PLAYING FORMATS & RULES | 4 |
| PLAYER ELIGIBILITY | 4 |
| COMPOSITION OF LEAGUES | 5 |
| FIXTURE CHANGES | 6 |
| TEAM SHEETS | 6 |
| NON-PARTICIPATION AND FORFEITS | 6 |
| ABANDONED AND POSTPONED MATCHES | 6 |
| MATCH POINTS AND RESULTS | 7 |
| INTERCHANGE | 7 |
| FAIR GAME TIME | 7 |
| PITCH SET-UP | 8 |
| PLAYER REGISTRATION | 9 |
| COACHING | 9 |
| GAME LEADER | 10 |
| SPECTATOR BEHAVIOUR | 11 |
| CONTACT US | 11 |

INTRODUCTION

MiniRoos provides an enjoyable participation experience for young people of all abilities with a major focus on skill development through freedom of expression, minimal Coaching, and limited emphasis on the scoreboard.

The **nationally consistent** playing formats for the Under 7 to Under 11 age groups are as follows:

| | UNDER 6 & 7 | UNDER 8 & 9 | UNDER 10 & 11 |
|----------------|---|---|---|
| NUMBER | 4 v 4 (+3 subs) | 7 v 7 (+4 subs) | 9 V 9 (+5 subs) |
| PITCH SIZE | 30m x 20m | 1/4 Full Size Pitch Min: 40m x 30m Max: 50m x 40m | 1/2 Full Size Pitch Min: 60m x 40m Max: 70m x 50m |
| PITCH MARKINGS | Markers or line markings | Markers or line markings | Markers or line markings |
| PENALTY AREA | Nil | 5m depth x 12m width | 10m depth x 20m width |
| GOAL SIZE | Width: 2m Height: 1m | Width: 3m Height: 2m | Width: 5m Height: 2m |
| GOAL TYPE | Goals, poles, or markers | Goals, poles, or markers | Goals, poles, or markers |
| BALL SIZE | Size 3 | Size 3 | Size 4 |
| GOALKEEPER | No | Yes | Yes |
| PLAYING TIME | 2 x 20 minutes | 2 x 20 minutes | 2 x 25 minutes |
| HALF TIME | 5 minutes | 5 minutes | 5 minutes |
| REFEREE | Game Leader | Game Leader | Game Leader |
| OFFSIDE | No | No | No |
| SLIDE TACKLES | Coaches and Game Leaders should encourage all players to remain on their feet when defending. | | |
| POINTS TABLE | No | No | No |

NATIONAL PLAYING FORMATS & RULES

The [National Playing Formats and Rules](#) can be viewed on the MiniRoos website.

PLAYER ELIGIBILITY

MiniRoos Players can move freely between age groups (Under 7 to Under 11), playing above or below their age group as determined by their current stage of development, if the Player is unable to participate in their rightful age group, it is preferable that participants play down one (1), or no more than two (2), age groups.

Keeping a Player in a Team where they are no longer challenged or are finding their experience too challenging is detrimental to the Player's development and as a result the child may lose interest in the sport. FV encourages Coaches to initially place Players in Teams according to their age; however, the Player's progress should be monitored week to week and moved to a Team that is more suited to the Player if required.

MiniRoos Players can move freely between league categories (Joeys, Wallabies and Kangaroos), as determined by their current stage of development.

Clubs with Under 12 First Year Players participating in MiniRoos Competitions need to request a letter of dispensation from FV to have present on match day.

Under the Victorian Equal Opportunity Act, it is unlawful to discriminate on the ground of sex or gender identity up until the age of 12 years. Players over 12 years old may be treated differently in certain circumstances, including in relation to aspects of strength, stamina or physique, to maintain elite pathways and to foster participation.

To be eligible to play all Participants must be registered to their Club via Play Football and, made active by their Club.

COMPOSITION OF LEAGUES

There are three categories of grades offered in MiniRoos:

- Kangaroos
- Wallabies
- Joeys

Clubs will self-categorise their MiniRoos Teams during the Team entry process. All Teams will be placed in a league that corresponds to the requests of the Club where possible. FV advises Clubs to categorise their MiniRoos Teams according to the guidelines listed on the following page.

| | | CATEGORY | | |
|-----|-----|---|--|--|
| | | KANGAROOS (Strong Skills) | WALLABIES (Develop Skills) | JOEYS (Learn Skills) |
| AGE | U8 | Born in 2018, have played U7 MiniRoos & have a strong grasp of football skills or are born 2016 and beginning in football. | Born in 2018, played U7 MiniRoos & and are beginning to develop their football skills , or born in 2016 and have no previous football experience. | Born in 2018, are first year Players with no or little previous experience in MiniRoos. |
| | U9 | Players born in 2017, who have played two years of MiniRoos and have a strong grasp of football skills , or are born in 2015 and are beginning to develop their football skills. | Born in 2017, have played 1-2 years of MiniRoos and are beginning to develop their football skills , or born in 2015 & have no previous experience in MiniRoos. | Born in 2017, are first year Players with no or little previous experience in MiniRoos. |
| | U10 | Born in 2016, have played 3 years of MiniRoos and have a strong grasp of football skills , or are born in 2014 and are beginning to develop their football skills. | Born in 2016, have played 1-3 years of MiniRoos and are beginning to develop their football skills , or are born in 2014 and have no previous experience in MiniRoos. | Born in 2016, are first year Players with no or little previous experience in MiniRoos. |
| | U11 | Born in 2015, have played 4 years of MiniRoos and have a strong grasp of football skills . | Born in 2015, played 1 – 4 years of MiniRoos and are beginning to develop their football skills . | Born in 2015, are first year Players with no or little previous experience in MiniRoos. |

FIXTURE CHANGES

MiniRoos games follow the fixture change process, to ensure that everyone is made aware of any alterations and the fixture details are updated to reflect the change online:

- FV will consider fixture changes if the following criteria is met:
 - Written consent is provided to FV by registered officials of both Clubs no later than 14 days prior to the fixture.
- Scheduled FV Competition Catch Up Rounds will only be used in the case of postponed or abandoned FV Competition Fixtures.
- Exemptions may only be made to the above if;
 - a request is made 14 days prior;
 - five (5) days prior to the Catch Up Round neither Team are involved in any other matches being played in that catch-up round.

FV's decision regarding the rescheduling of FV Competition Fixtures will be final and binding on all parties and shall not be appealable.

TEAM SHEETS

No team sheets are required for any MiniRoos fixtures.

NON-PARTICIPATION AND FORFEITS

MiniRoos will follow a strict 'no-show' policy. Failure to do so may result in a fine and other action under the GDT.

Clubs are to inform FV of any Teams that do not participate in a fixture without notice by contacting FV Competitions via competitions@footballvictoria.com.au.

ABANDONED AND POSTPONED MATCHES

If a match is not able to be played Clubs are welcome to liaise with each other to reschedule the match to a time that best suits both Teams. Please note that FV requires written consent from both Teams to sanction the fixture and update it online. It is advised that Catch Up Rounds are used in such instances. FV will not reschedule missed MiniRoos matches.

MATCH POINTS AND RESULTS

No results are recorded in MiniRoos, and we ask that Clubs do not place any emphasis on winning, losing or keeping scores. If a Club posts results online FV will request for the result to be removed and a penalty will apply for repeat offences.

Remember that in MiniRoos the focus is the enjoyment of the game and learning, not winning.

INTERCHANGE

Players may be rotated on and off the field at any time during the game. A Coach may make changes while the ball is in play, ensuring the player is off the field before the substitute goes on.

Regular rotation of players is key. If there is space on the sidelines, substitutes should be encouraged to set up small-sided games or practice their skills in a designated area, not interfering with play.

As the weeks go by you will find that the number of participants that attend sessions may differ from week-to-week. When forming Players into groups you may find that there are too many participants, a simple solution is to incorporate an interchange system. Coaches or Game Leaders should oversee interchanges and ensure that they occur frequently. All Players should be rotated so they get as much playing and rest time as each other.

FAIR GAME TIME

FV strongly encourages Clubs to give players an opportunity to participate on match days. The way a Club/Coach chooses to manage the Team and/or game time minutes for the Team is at the Club/Coaches discretion.

FV advises Clubs that it is the collective responsibility of their Club Administrators, Coordinators, Coaches, and Parents, to prioritise that all Players are given equal opportunity to enjoy their football regardless of age, gender and/or ability get to take the field.

Ideally, this would involve all Players receiving equal game time either on a weekly basis, or over the course of the season.

Should Players not receive fair game time, Parents are encouraged to raise the issue with their appropriate Club Persons (MiniRoos Coordinator if applicable).

PITCH SET-UP

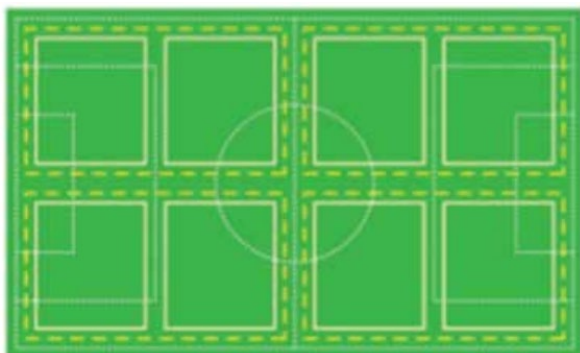
For each age group of MiniRoos there are differing field set-ups.

Field Markings – Cones, markers or painted line marking are suitable. This includes the penalty areas in the U8 – U11 age categories.

The below diagrams outline how MiniRoos pitches should look when set-up on a full-size football field:

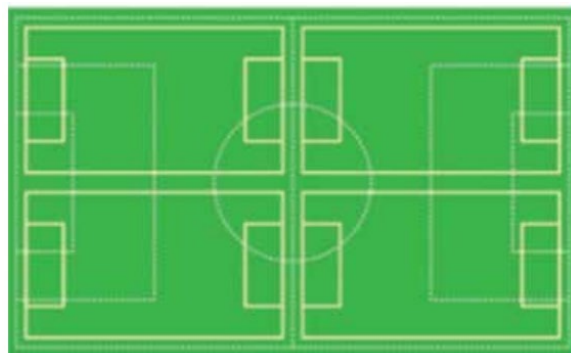
Under 7

Six to eight MiniRoos Football pitches per full-size pitch if required. MiniRoos Football pitches can also be set up to correct dimensions on existing smaller fields or open grass areas.



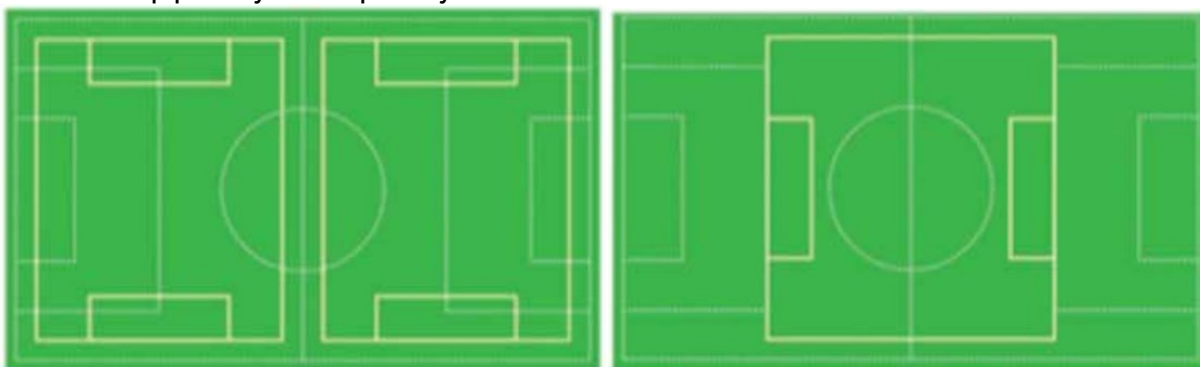
Under 8 – 9

Two to four MiniRoos Football Pitches per full-size pitch if required. MiniRoos Football pitches to the correct dimensions are also set up on existing smaller fields or open grass areas.



Under 10 & Under 11

One to two MiniRoos Football pitches per full-size pitch if required. Alternatively 1 pitch can be set-up penalty box to penalty box.



PLAYER REGISTRATION

For full Player registration procedures, please refer to the FV Registration Regulations and the National Registration, Status and Transfer Regulations.

All MiniRoos participants MUST be registered via Play Football (Online player registration system) prior to participating in MiniRoos.

Children can start to participate once their MiniRoos Registration has been processed and paid for via Play Football. To help your Players register to Play Football. The Play Football website contains several resources on how to on how to register.

If a participant takes part in MiniRoos with a Club and is not registered in accordance with these Guidelines, the participant WILL NOT be covered by the FV's Insurance provider.

FV recommends that MiniRoos should not be used as a major source of raising revenue but rather an introduction to the sport and your Club. By offering quality services members are more likely to be retained year after year.

COACHING

FA and FV strongly encourage that all Coaches and Game Leaders complete a MiniRoos Certificate. The course is 3 hours, practical and encourages Coaches to develop practices that are FUN.

Coaches and Game Leaders are encouraged to register for a Certificate on Play Football's Find a Course.

Alternatively, Clubs may wish to organise a Certificate course to be held at their Club. To register for a Coaching course at your Club simply contact our Coaching Department at coaching@footballvictoria.com.au.

GAME LEADER

The main role of the Game Leader is to keep the game moving fluently, limit stoppages and assist Players with all match re-starts. Most importantly, they must make every effort to create an environment that ensures that all Players have fun and have maximum involvement. As the Players are learning at this level, it is important to be flexible and patient.

The Game Leader can be a Club Official, Parent, Older Child/layer or a beginner Referee and should always be enthusiastic and approachable.

The Game Leader should instruct Players on how to behave and enforce the rules, with minimal blowing of the whistle. They should assist Players with learning aspects of the game such as what a foul is and what a free kick is.

The Game Leader should:

- Promote Player development, participation and fun;
- Ensure the correct numbers of Players are on the field;
- Give advantage to the attacking Team and let the game flow, limit stoppages;
- Instruct Players in the first instance and explain the Rules before blowing the whistle;
- Ensure the opposing team is at least 5 metres outside the penalty area for all goal line restarts;
- Ensure Team Officials and Parents create an enjoyable and positive playing environment for the children;
- Ensure Team officials and Parents uphold a Player development and participation focus rather than an emphasis on winning and losing;
- Ensure a safe playing environment for the children;
- Praise and encourage both Teams;
- Be enthusiastic, consistent and approachable.

Children look up to the people around them, so it is important that all Coaches, Parents, Club Officials, Spectators act professionally at all times. There should be no swearing, smoking, consumption of alcohol or drugs use in front of the Participants. Be sure to encourage the Participants, be positive, and most of importantly enjoy themselves.

SPECTATOR BEHAVIOUR

All spectators must comply with the Spectator Code of Behaviour

- Remember that children participate in sport for their enjoyment, not yours.
- Encourage children to participate, do not force them.
- Focus on your child's effort and performance rather than whether they win or lose.
- Encourage children to play according to the rules and to settle disagreements without resorting to hostility or violence.
- Never ridicule or yell or unduly scold a child for making a mistake or losing a competition.
- Children learn best by example. Appreciate good performance and skilful plays by all participants.
- Support all efforts to remove verbal and physical abuse from sporting activities.
- Respect Game Leader decisions and teach children to do the same.
- Show appreciation for Coaches, Officials and Administrators – without them, your child could not participate.
- Respect the rights, dignity and worth of every person regardless of their gender, ability, race, colour, religion, language, politics, national or ethnic origin; Not use violence in any form, whether it is against other Spectators, Team Officials (including coaches) or Players.
- Not engage in discrimination, harassment or abuse in any form including the use of obscene or offensive language or gestures, the incitement of hatred or violence or partaking in indecent or racist chanting.

CONTACT US

Phone: 9474 1800, Press "2" for Competitions & Press "2" for Community

Email: competitions@footballvictoria.com.au